












SIGN-TOPPERS


SIMPLY BETTER L.E.D. DISPLAYS


	HEIGHT	3	WIDTH	6	Total single side(sq. ft)	18	Total double side(sq. ft)	36
--	--------	---	-------	---	---------------------------	----	---------------------------	----


DOUBLE SIDED 3' X 6' DISPLAY

Item	Picture	Product Detail	Brand	Quantity		CABINETS	Total/USD	
Product		Product Type	P6.35 LED SIGN		SIGN-TOPPERS	6	CABINETS	2' X 3'
		Display Size(Ft)	Height(ft): 3	Width(ft): 6				
		Module Size	12in x 12in					
		Cabinet Material	Aluminium waterproof cabinet for front service with locker					
		Led Lamp	Gold Wire Lamp					
		Resolution	Width(dots): 96	Height(dots): 96				
		Single Side or Double Side	DOUBLE SIDED					
Control System		TB30 CONTROLLER	Novastar	1	piece		Included	
		Novastar Receiving card MRV412	Novastar	6	piece		Included	
Spare Part		Backup p6.35 smd outdoor display module Module size is:12in x 12in	12' x 12' MODULES	2	piece		included	
		Backup p6.35 smd outdoor display module Module size is:12in x 12in	12' x 12' MODULES	2	piece		Included	
		Novastar Receiving card MRV412	Novastar	1	piece		included	
		Xingxu power supplier UL 100-240V	xingxu	1	set		included	
		Power cables with two male connectors	POWER CABLE	3	set		included	
Package		Wooden case for Led Sign	SHIPPING	1	piece		included	

Product Technical Information




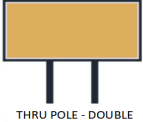







LED Module	Pixel pitch	6.35mm	
	Pixel configuration	1RGB	
	LED type	SMD2727 Nationstar Gold Wire lamp	
	LED module size	12in x 12in	
	LED module resolution	48 x 48	
	Pixels per sqm.	24800 pixels	
	LEDs qty. per sqm.	24800 pcs	
	Display refresh rate	1920 Hz	
	Scan mode	1/6 scan	
	Brightness	10000cd/sqm	
	Viewing angle	Horizontal: 140° Vertical: 140°	

Cabinet	Cabinet type	Aluminium waterproof cabinet	
	LED cabinet dimension	Width: 609.6mm Depth:1219.2mm	
	LED cabinet weight	23kg/m2	
	Ingress Protection	IP65/IP65	
	Serviceability	Front service with locker	
	Components in cabinet: Modules, Supply power, Receiving card, cables.connector		

Power supply	Power consumption (max.)	650 watts/sqm	
	Power consumption (average.)	150 watts/sqm.	
	Input voltage	AC 110V -220V +/- 10%	
Operation	Storage environment	Temperature: -40℃ ~ 60℃ Humidity: 10% ~ 85% RH	
	Operating environmmt	Temperature: -20℃ ~ 50℃ Humidity: 10% ~ 90% RH	
	Lifespan (typical)	≥100,000 hours	
	MTBF	≥10,000 hours	
Source compatibility	CVBS, YC, YUV, RGB, DVI, SDI, HD-SDI, HDMI		

Payment Terms and Warranty	1. This price is valid for 30 days.
	2. Payment terms: financing available or cash deposit 75% down
	3. Delivery terms: FOB or EXW
	4. Packing: Wooden case.
	5. Lead time: 15-25 days after receiving deposit.
	6. Warranty:5 years
	7. On site installation not included in price.
	8. Support 24-hours remote engineer service support
	9. Support 24-hour quotation service

Installation Technical Information

Installation Method	 <p>SIDE AND BOTTOM BRACKETS</p>	 <p>HOLES AND BRACKETS</p>	 <p>SIDE BRACKETS</p>	 <p>THRU POLE - DOUBLE (POLES OPTIONAL)</p>
	 <p>WALL GUSSETS</p>	 <p>VERTICAL ANGLES</p>	 <p>HORIZONTAL ANGLES</p>	
	 <p>SIDE HOLES</p>	 <p>SIDE AND BOTTOM HOLES</p>	 <p>THRU POLE SINGLE (POLE OPTIONAL)</p>	 <p>PROVIDED SEPARATELY THRU POLE - POLE COVER (POLES OPTIONAL)</p>

Power Parameters	The Access Voltage is 200-240V	Single Side Led Sign	Power consumption (max.): 1080W	Power consumption (average.): 360W
		Double Side Led Sign	Power consumption (max.): 2160W	Power consumption (average.): 720W
	The Access Voltage is 100-110V	Single Side Led Sign	Power consumption (max.): 1350W	Power consumption (average.): 450W
		Double Side Led Sign	Power consumption (max.): 2700W	Power consumption (average.): 900W
Breaker and power cable Infortation	The Access Voltage is 200-240V	Double Side Led Sign		2 set 20amp breaker 2 main power cable
	The Access Voltage is 100-110V	Double Side Led Sign		2 set 30amp breaker 2 main power cable

Product Description

The diagram illustrates the product's features through several callouts:

- Angle Iron for Easy installation on to brackets or other support structure**: Points to the top edge of the sign cabinet.
- All-aluminum cabinets for strength and rigidity**: Points to the main body of the sign cabinet.
- Optional cabinet colors. Front maintenance design, you can use a T-type wrench to quickly maintain the LED SIGN**: Points to the front panel of the sign.
- Edge-to-edge display area for maximum LED message size**: Points to the display area of the sign.
- Support remote sending of programs and provide strong WIFI coverage (range: >165FT)**: Points to the control box.
- Internal USB connection for backup communication and diagnostics**: Points to the control box.
- Ultra-bright, replaceable LED Modules rated at 100,000 hours at full brightness**: Points to the LED display area.
- Low energy consumption High-strength heat dissipation design**: Points to the control box.
- Solid-state fanless controller internal for maximum weatherabilty**: Points to the control box.
- Optional cellular connection through Verizon 4G LTE Programs can be sent anywhere**: Points to the control box.