






# SIGN-TOPPERS


SIMPLY BETTER L.E.D. DISPLAYS

LED SIGN Order Detail		HEIGHT	3	WIDTH	8	Total single side(sq. ft)	24	Total double side(sq. ft)	48		
<b>DOUBLE SIDED 3' X 8'</b>											
Item	Picture	Product Detail			Brand	Quantity		CABINETS	Total/USD		
Product		Product Type	P6.35 LED SIGN			<b>SIGN-TOPPERS</b>	8	CABINETS	2' x 3'		
		Display Size(Ft)	Height(ft):	3	Width(ft):						8
		Module Size	12in x 12in								
		Cabinet Material	Aluminium waterproof cabinet for front service with locker								
		Led Lamp	Gold Wire Lamp								
		Resolution	Width(dots):	384	Height(dots):						144
		Single Side or Double Side	<b>Double Side</b>								
Control System		Novastar controller TB30 WIFI +4G			<b>Novastar</b>	1	piece		Included		
		Novastar Receiving card MRV412			<b>Novastar</b>	8	piece		Included		
Spare Part		Backup p6.35 smd outdoor display module Module size is:12in x 12in			<b>12' x 12' MODULES</b>	2	piece		included		
		Backup p6.35 smd outdoor display module Module size is:12in x 12in			<b>12' x 12' MODULES</b>	2	piece		Included		
		Novastar Receiving card MRV412			<b>Novastar</b>	1	piece		included		
		Xingxu power supplier UL 100-240V			<b>xingxu</b>	1	set		included		
		Power cables with two male connectors			<b>POWER CABLE</b>	3	set		included		
Package		Wooden case for Led Sign			<b>SHIPPING</b>	1	piece		included		

**Product Technical Information**




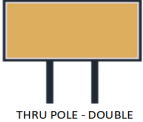







<b>LED Module</b>	Pixel pitch	6.35mm	
	Pixel configuration	1RGB	
	LED type	<b>SMD2727 Nationstar Gold Wire lamp</b>	
	LED module size	12in x 12in	
	LED module resolution	48 x 48	
	Pixels per sqm.	24800 pixels	
	LEDs qty. per sqm.	24800 pcs	
	Display refresh rate	1920 Hz	
	Scan mode	1/6 scan	
	Brightness	10000cd/sqm	
	Viewing angle	Horizontal: 140° Vertical: 140°	

<b>Cabinet</b>	Cabinet type	Aluminium waterproof cabinet	
	LED cabinet dimension	Width: 609.6mm Depth:1219.2mm	
	LED cabinet weight	23kg/m2	
	Ingress Protection	IP65/IP65	
	Serviceability	Front service with locker	
	Components in cabinet: Modules, Supply power, Receiving card, cables.connector		

<b>Power supply</b>	Power consumption (max.)	650 watts/sqm	
	Power consumption (average.)	150 watts/sqm.	
	Input voltage	AC 110V -220V +/- 10%	
<b>Operation</b>	Storage environment	Temperature: -40℃ ~ 60℃ Humidity: 10% ~ 85% RH	
	Operating environmmt	Temperature: -20℃ ~ 50℃ Humidity: 10% ~ 90% RH	
	Lifespan (typical)	≥100,000 hours	
	MTBF	≥10,000 hours	
Source compatibility	CVBS, YC, YUV, RGB, DVI, SDI, HD-SDI, HDMI		

<b>Payment Terms and Warranty</b>	1. This price is valid for 30 days.
	2. Payment terms: financing available or cash deposit 75% down
	3. Delivery terms: FOB or EXW
	4. Packing: Wooden case.
	5. Lead time: 15-25 days after receiving deposit.
	6. Warranty:5 years
	7. On site installation not included in price.
	8. Support 24-hours remote engineer service support
	9. Support 24-hour quotation service

**Installation Technical Information**

<b>Installation Method</b>	 <p>SIDE AND BOTTOM BRACKETS</p>	 <p>HOLES AND BRACKETS</p>	 <p>SIDE BRACKETS</p>	 <p>THRU POLE - DOUBLE (POLES OPTIONAL)</p>
	 <p>WALL GUSSETS</p>	 <p>VERTICAL ANGLES</p>	 <p>HORIZONTAL ANGLES</p>	
	 <p>SIDE HOLES</p>	 <p>SIDE AND BOTTOM HOLES</p>	 <p>THRU POLE SINGLE (POLE OPTIONAL)</p>	 <p>PROVIDED SEPARATELY THRU POLE - POLE COVER (POLES OPTIONAL)</p>

1 SET Double Side Led Sign 3X8ft				
<b>Power Parameters</b>	The Access Voltage is 200-240V	Single Side Led Sign	Power consumption (max.): 1440W	Power consumption (average.): 480W
		Double Side Led Sign	Power consumption (max.): 2880W	Power consumption (average.): 960W
	The Access Voltage is 100-110V	Single Side Led Sign	Power consumption (max.): 1800W	Power consumption (average.): 600W
		Double Side Led Sign	Power consumption (max.): 3600W	Power consumption (average.): 1200W
<b>Breaker and power cable Infortation</b>	The Access Voltage is 200-240V	Double Side Led Sign		2 set 20amp breaker 2 main power cable
	The Access Voltage is 100-110V	Double Side Led Sign		2 set 30amp breaker 2 main power cable

**Product Description**

The diagram illustrates the product's features and components. The sign is shown with an American flag graphic. Callout boxes provide the following details:

- Angle Iron for Easy installation on to brackets or other support structure**
- All-aluminum cabinets for strength and rigidity**
- Optional cabinet colors. Front maintenance design, you can use a T-type wrench to quickly maintain the LED SIGN**
- Edge-to-edge display area for maximum LED message size**
- Support remote sending of programs and provide strong WIFI coverage (range: >165FT)**
- Internal USB connection for backup communication and diagnostics**
- Ultra-bright, replaceable LED Modules rated at 100,000 hours at full brightness**
- Low energy consumption High-strength heat dissipation design**
- Solid-state fanless controller internal for maximum weatherabilty**
- Optional cellular connection through Verizon 4G LTE Programs can be sent anywhere**

**Contact Information**